



5-year warranty











Technical data

|                        |                                    |   |
|------------------------|------------------------------------|---|
| <b>Electrical data</b> | Nominal voltage                    | AC 24...240 V / DC 24...125 V   |
|                        | Nominal voltage frequency          | 50/60 Hz  |
|                        | Nominal voltage range              | AC 19.2...264 V / DC 21.6...137.5 V   |
|                        | Power consumption in operation     | 7 W   |
|                        | Power consumption in rest position | 3.5 W   |
|                        | Transformer sizing                 | 18 VA   |
|                        | Electrical Connection              | 18 GA appliance cable, 1 m, with 1/2" conduit connector                                     |
|                        | Overload Protection                | electronic throughout 0...95° rotation  |
| <b>Functional data</b> | Direction of motion motor          | selectable by ccw/cw mounting   |
|                        | Direction of motion fail-safe      | reversible with cw/ccw mounting   |
|                        | Manual override                    | 5 mm hex crank (3/16" Allen), supplied  |
|                        | Angle of rotation                  | 95°   |
|                        | Running Time (Motor)               | 75 s / 90°  |
|                        | Running time fail-safe             | <20 s   |
|                        | Noise level, motor                 | 50 dB(A)  |
|                        | Noise level, fail-safe             | 62 dB(A)  |
| Position indication    | Mechanical                         |   |
| <b>Safety data</b>     | Power source UL                    | Class 2 Supply  |
|                        | Degree of protection IEC/EN        | IP54  |
|                        | Degree of protection NEMA/UL       | NEMA 2  |
|                        | Enclosure                          | UL Enclosure Type 2   |
|                        | Agency Listing                     | cULus acc. to UL60730-1A/-2-14, CAN/CSA E60730-1:02<br>CE acc. to 2014/30/EU and 2014/35/EU |
|                        | Quality Standard                   | ISO 9001  |
|                        | UL 2043 Compliant                  | Suitable for use in air plenums per Section 300.22(C) of the NEC and Section 602 of the IMC |
|                        | Ambient humidity                   | Max. 95% RH, non-condensing   |
|                        | Ambient temperature                | -22...122°F [-30...50°C]  |
|                        | Storage temperature                | -40...176°F [-40...80°C]  |
| Servicing              | maintenance-free                   |   |
| <b>Weight</b>          | Weight                             | 4.6 lb [2.1 kg]   |
| <b>Materials</b>       | Housing material                   | Galvanized steel and plastic housing  |

**Footnotes** †Rated Impulse Voltage 4kV, Type of action 1.AA, Control Pollution Degree 3.

Electrical installation

-  **Warning! Live electrical components!**  
During installation, testing, servicing and troubleshooting of this product, it may be necessary to work with live electrical components. Have a qualified licensed electrician or other individual who has been properly trained in handling live electrical components perform these tasks. Failure to follow all electrical safety precautions when exposed to live electrical components could result in death or serious injury.
-  Universal Power Supply (UP) models can be supplied with 24 VAC up to 240 VAC, or 24 VDC up to 125 VDC.
-  Actuators with appliance cables are numbered.
-  Apply only AC line voltage or only UL-Class 2 voltage to the terminals of auxiliary switches. Mixed or combined operation of line voltage/safety extra low voltage is not allowed.
-  Meets cULus requirements without the need of an electrical ground connection.
-  Provide overload protection and disconnect as required.
-  Actuators may be powered in parallel. Power consumption must be observed.
-  Parallel wiring required for piggy-back applications.

**Wiring diagrams**

On/Off

24 to 240 VAC

