



5-year warranty













Technical data

Electrical data	Nominal voltage	AC 24...240 V / DC 24...125 V	
	Nominal voltage frequency	50/60 Hz	
	Nominal voltage range	AC 19.2...264 V / DC 21.6...137.5 V	
	Power consumption in operation	7 W	
	Power consumption in rest position	3.5 W	
	Transformer sizing	18 VA	
	Auxiliary switch	2 x SPDT, 3 A resistive (0.5 A inductive) @ AC 250 V, one set at 10°, one adjustable 10...90°	
	Switching capacity auxiliary switch	3 A resistive (0.5 A inductive) @ AC 250 V	
	Electrical Connection	(2) 18 GA appliance cables, 1 m, with 1/2" conduit connectors	
	Overload Protection	electronic throughout 0...95° rotation	
Functional data	Position feedback U note	No Feedback	
	Direction of motion motor	selectable by ccw/cw mounting	
	Direction of motion fail-safe	reversible with cw/ccw mounting	
	Manual override	5 mm hex crank (3/16" Allen), supplied	
	Angle of rotation	95°	
	Running Time (Motor)	75 s / 90°	
	Running time fail-safe	<20 s	
	Noise level, motor	50 dB(A)	
	Noise level, fail-safe	62 dB(A)	
Position indication	Mechanical		
Safety data	Power source UL	Class 2 Supply	
	Degree of protection IEC/EN	IP54	
	Degree of protection NEMA/UL	NEMA 2	
	Enclosure	UL Enclosure Type 2	
	Agency Listing	cULus acc. to UL60730-1A/-2-14, CAN/CSA E60730-1:02 CE acc. to 2014/30/EU and 2014/35/EU	
	Quality Standard	ISO 9001	
	UL 2043 Compliant	Suitable for use in air plenums per Section 300.22(C) of the NEC and Section 602 of the IMC	
	Ambient humidity	Max. 95% RH, non-condensing	
	Ambient temperature	-22...122°F [-30...50°C]	
	Storage temperature	-40...176°F [-40...80°C]	
	Servicing	maintenance-free	
	Weight	Weight	4.6 lb [2.1 kg]
		Materials	Housing material Galvanized steel and plastic housing

Footnotes †Rated Impulse Voltage 4kV, Type of Action 1.AA.B, Control Pollution Degree 3.

Electrical installation

-  **Warning! Live electrical components!**
During installation, testing, servicing and troubleshooting of this product, it may be necessary to work with live electrical components. Have a qualified licensed electrician or other individual who has been properly trained in handling live electrical components perform these tasks. Failure to follow all electrical safety precautions when exposed to live electrical components could result in death or serious injury.
-  Meets cULus requirements without the need of an electrical ground connection.
-  Actuators with appliance cables are numbered.
-  Universal Power Supply (UP) models can be supplied with 24 VAC up to 240 VAC, or 24 VDC up to 125 VDC.
-  Apply only AC line voltage or only UL-Class 2 voltage to the terminals of auxiliary switches. Mixed or combined operation of line voltage/safety extra low voltage is not allowed.
-  Provide overload protection and disconnect as required.
-  Actuators may also be powered by DC 24 V.
-  Two built-in auxiliary switches (2x SPDT), for end position indication, interlock control, fan startup, etc.
-  Actuators may be powered in parallel. Power consumption must be observed.
-  Parallel wiring required for piggy-back applications.

Wiring diagrams

On/Off

